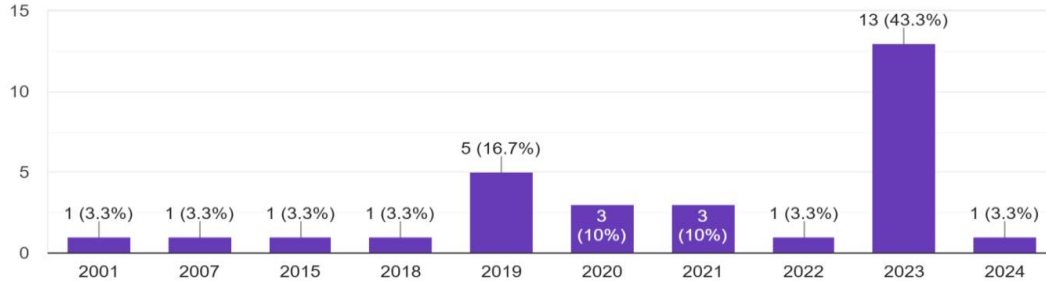


Alumni Feedback Report: 2023-24

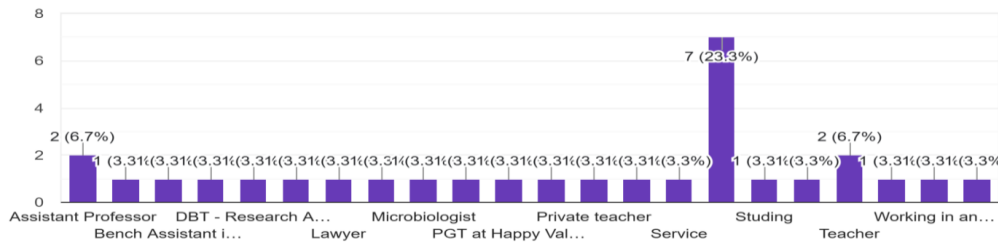
Alumni feedback was thoroughly analyzed, and meaningful insights were derived from each inquiry to improve the college's functioning. Necessary steps suggested by alumni students are to be considered to ensure the overall benefit of all stakeholders.

Year of passing from Cachar College
30 responses



The chart above illustrates the year-wise distribution of respondents from alumni students, with a significant majority (43.3%) graduating in 2023, indicating a strong representation. Earlier years, such as 2001, 2007, and 2015, show minimal participation (3.3% each), suggesting limited engagement with older alumni. Moderate responses are seen in 2019 (16.7%) and 2020-2021 (10% each).

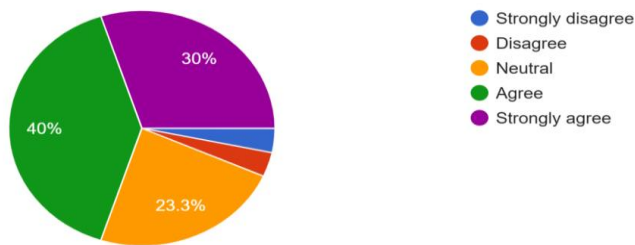
Present Occupation
30 responses



The chart shows the present occupations of 30 respondents, with the largest group (23.3%) being students, indicating that many are pursuing further studies. A wide variety of professions, such as Assistant Professor, Microbiologist, Lawyer, and others, is represented, but each accounts for only 3.3%, showing diverse but sparse career paths.

1. The college provides excellent facilities for the development of students.

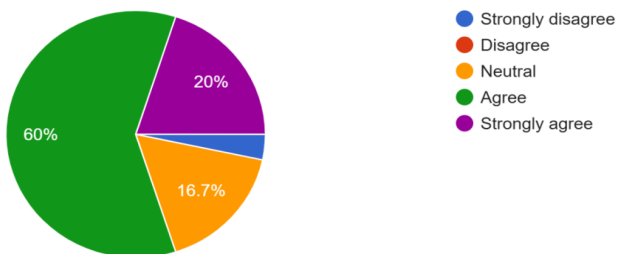
30 responses



With 70% of participants expressing positive feedback (40% agreeing and 30% strongly agreeing), indicating strong satisfaction with the facilities. Meanwhile, 23.3% of respondents chose "Neutral," reflecting potential indifference or limited awareness, and a small portion (6.6%) expressed dissatisfaction by disagreeing or strongly disagreeing. These results highlight the college's perceived strength in supporting student development while suggesting areas for improvement to address neutral or negative perceptions and ensure a universally positive experience.

2. The institution makes effort to engage students in the monitoring, review and continuous quality improvement of the teaching learning process.

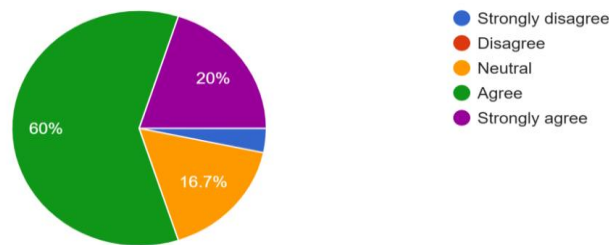
30 responses



A majority of the respondents, 60%, agree with the statement, indicating that most perceive the institution as proactive in involving students in quality enhancement initiatives. Additionally, 20% strongly agree, further emphasizing positive feedback from a significant portion of participants. However, 16.7% remain neutral, suggesting some level of uncertainty or lack of clarity regarding the institution's efforts. Notably, no respondents expressed disagreement, reflecting an overall favorable perception of the institution's practices.

3. The institution provides multiple opportunities to learn and grow.

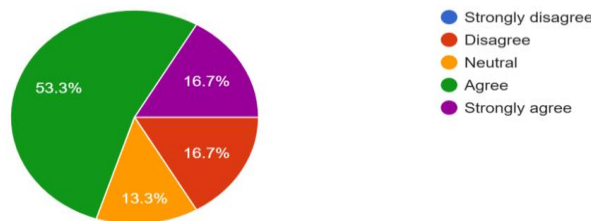
30 responses



A significant majority, 60%, agrees, and 20% strongly agree, indicating that 80% of respondents perceive the institution as effective in offering diverse opportunities for growth and learning. Meanwhile, 16.7% are neutral, reflecting some level of uncertainty or indifference. Importantly, no responses indicate disagreement, suggesting a general consensus of satisfaction with the institution's efforts in this area.

4. Curriculum is effective in developing entrepreneurial skills.

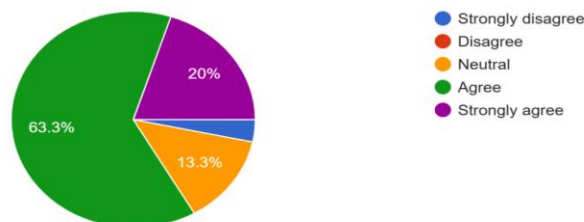
30 responses



A majority, 53.3%, agrees, and 16.7% strongly agree, indicating that nearly 70% of respondents believe the curriculum supports entrepreneurial skill development. However, 16.7% remain neutral, suggesting some uncertainty or a lack of direct experience with the entrepreneurial aspects of the curriculum. Notably, 13.3% disagree, highlighting room for improvement in addressing entrepreneurial training.

5. The syllabus included relevant skill enhancement subjects.

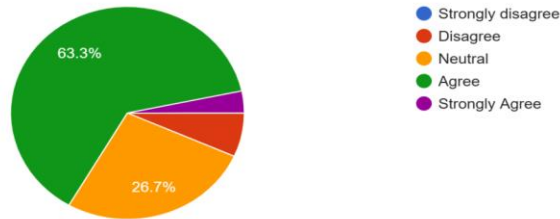
30 responses



A significant majority (63.3%) agreed, while 20% remained neutral. Only 13.3% disagreed, and no one strongly disagreed. A small portion (3.3%) strongly agreed. Overall, the data indicates a positive

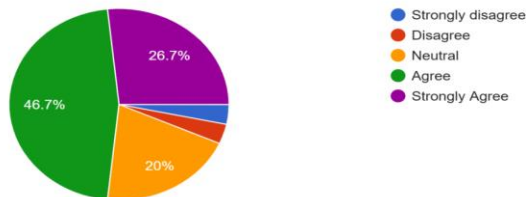
perception of the syllabus, with most respondents recognizing its relevance in enhancing skills, though a minority expressed reservations or neutrality.

6. I would be willing to deliver a guest lecture, special talk, or motivational talk for current students.
30 responses



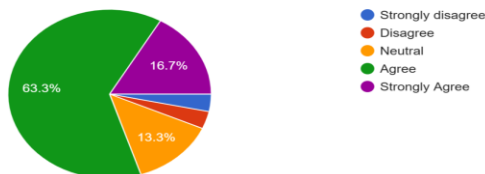
The pie chart reflects the willingness of 30 respondents to deliver a guest lecture, special talk, or motivational session for current students. A strong majority (63.3%) agreed, with an additional 3.3% strongly agreeing, indicating a generally positive attitude toward this initiative. Meanwhile, 26.7% remained neutral; suggesting some hesitation or indifference, and only 10% disagreed, with no strong disagreements reported. Overall, the data highlights a predominantly favorable response, showing that most individuals are open to contributing to student engagement, while a smaller group may require further motivation or clarification.

7. The library facilities in the college are excellent.
30 responses



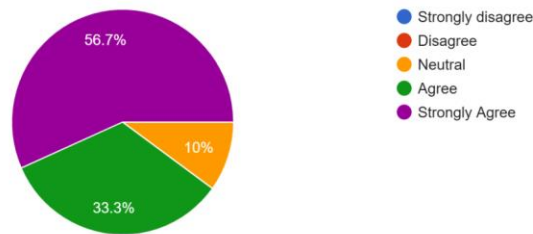
The chart emphasizes that the library facilities are largely perceived as excellent, with a strong majority expressing satisfaction. However, the presence of neutral and a small portion of negative responses indicates that there may still be opportunities to enhance certain aspects of the library to ensure it meets the needs of all users.

8. Career counselling and guidance for higher studies provided by the institution have been valuable and effective.
30 responses



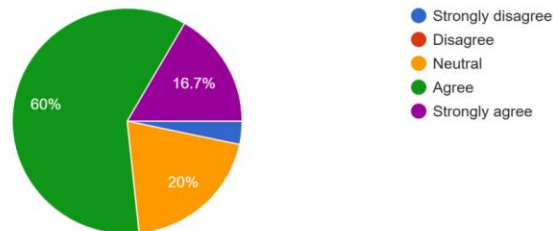
A small proportion expressed disagreement or strong disagreement, which highlights areas where the institution might need to improve or tailor its guidance services. Overall, the diagram underscores the significant impact and generally favorable reception of the career counseling initiatives, while also signaling areas for continued improvement.

9. The professors are warm and easily accessible.
30 responses



The chart highlights that the majority of respondents view the professors as warm and accessible, reflecting a positive relationship between faculty and students. This indicates that the institution fosters a supportive and approachable academic environment, which can significantly enhance the overall learning experience. A small portion of respondents expressed neutrality, suggesting there may be opportunities to ensure consistency in interactions across all faculty members.

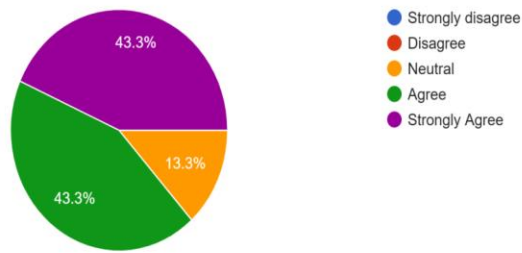
10. The infrastructural facilities in the college are excellent.
30 responses



The chart indicates that the majority of respondents regard the college's infrastructural facilities as excellent, reflecting a high level of satisfaction with the resources provided. A significant proportion of the respondents have shown strong agreement with the statement, further reinforcing the institution's commitment to maintaining high-quality infrastructure. However, a smaller group of respondents expressed neutrality or less enthusiasm, suggesting potential areas for refinement or variability in perceptions of certain facilities.

11. My overall rating of the college is excellent

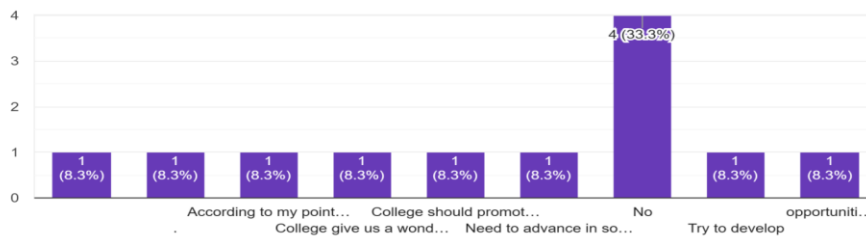
30 responses



The pie chart indicates overwhelmingly positive feedback regarding the college's overall quality, with 86.6% of respondents either agreeing or strongly agreeing that it is excellent. Additionally, 13.3% remain neutral, while there are no negative responses, as nobody selected "Disagree" or "Strongly Disagree." This suggests that the majority of respondents view the college very favorably, with no significant dissatisfaction reported.

12. Any suggestion(s)

12 responses



The bar chart indicates that 33.3% of respondents have no suggestions, reflecting general satisfaction with the college. However, 66.7% provided varied feedback, with each suggestion accounting for 8.3% of the responses. These include ideas such as promoting specific initiatives, advancing in certain areas, and creating more development opportunities. This feedback highlights areas for potential improvement, suggesting that while most are content, there is room for the college to address specific needs and enhance its offerings like:

1. College should promote audio visual teaching in every classroom
2. opportunities may be given to the students for application of the gathered knowledge and skills
3. Need to advance in some of the relevant college course and provide them with better option and suggestion like workshops or intern course for better choice for their future career.
4. College authorities should take an immediate action against current politics and ensure they are stopped.