

ANALYSIS OF STUDENTS' SATISFACTION SURVEY (SSS)

ACADEMIC SESSION: 2023-24

Students' Satisfaction Survey is an extensive survey conducted upon the students of the College in order to reach their opinion regarding various aspects of the college and its development. Total 292 students were surveyed using a questionnaire which was distributed online with the help of Google Forms. The questionnaire is divided into 2 important sections, one that contains general information about the students under this study. The second section consists of questions that are essential to analyze their views on different parameters related to our college.

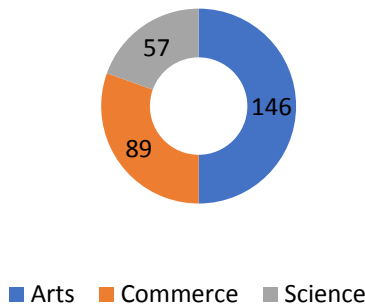
A detailed report from the data so received after necessary analysis has been presented below:

Section A- General Information

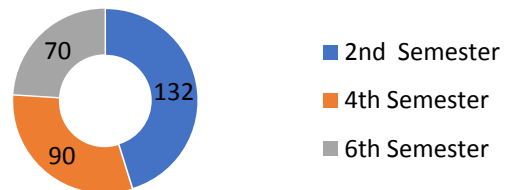
Students' composition/profile: The following table shows the distribution of 292 nos. students with the help of a cross tabulation:

Semester	Year of Admission	Arts	Commerce	Science	Total
2 nd Semester	2023-24	77	23	32	132
4 th Semester	2022-23	33	45	12	90
6 th Semester	2021-22	36	21	13	70
Total		146	89	57	292

Stream wise distribution of students under study



Semester wise distribution of students under study

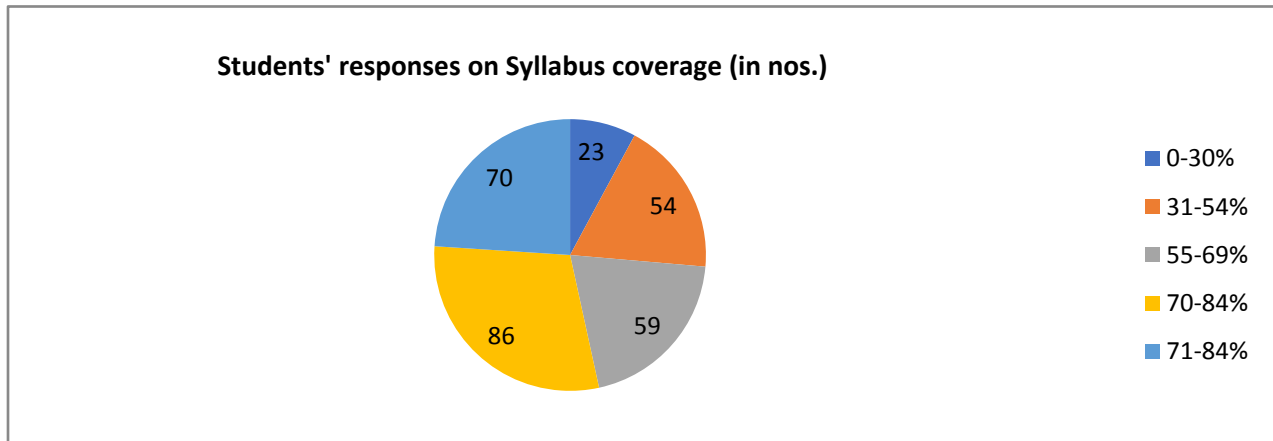


Section B: Satisfaction level of students on various aspects (parameters) of the college

Various questions were put forward in the questionnaire to find out the perception of students on different aspects of college. Those questions with the responses received were discussed below:

Parameter 01: How much of the syllabus was covered in the class?

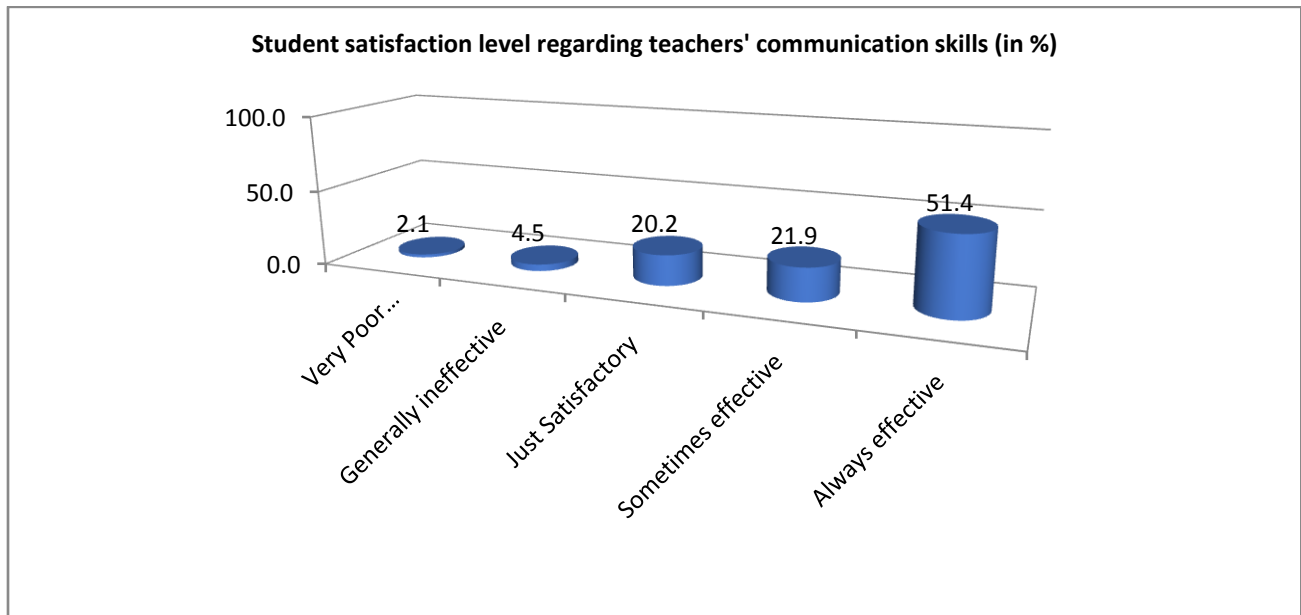
Out of 292 students, majority, i.e., 53% students who responded to the survey, have admitted that 70 to 100% of the syllabus is covered in the class. However, 18% students think that only 30-54% of the syllabus is covered in the class.



Parameter 02: How well did the teachers prepare for the classes?

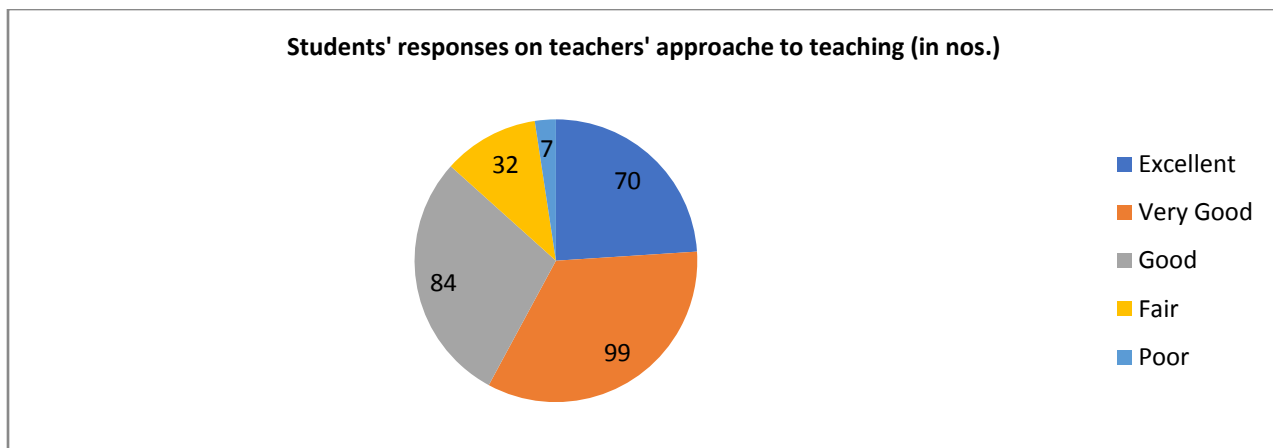
Out of 292 students, 103 are such, who agreed that teachers prepare thoroughly for taking the classes, followed by 160 students who stated that teachers' preparation for classes are satisfactory to them. However, 37 were not very satisfied.

Parameter 03: How well were the teachers able to communicate?



Maximum students seemed to be satisfied with the communication skills of the college teachers.

Parameter 04: How can you best describe teachers' approach to teaching?



Parameter 05: Are you satisfied with the “fairness” of the internal evaluation process by the teachers?

83% students responded that the teachers are fair during internal evaluation process. However, 17% students seemed to be not very satisfied.

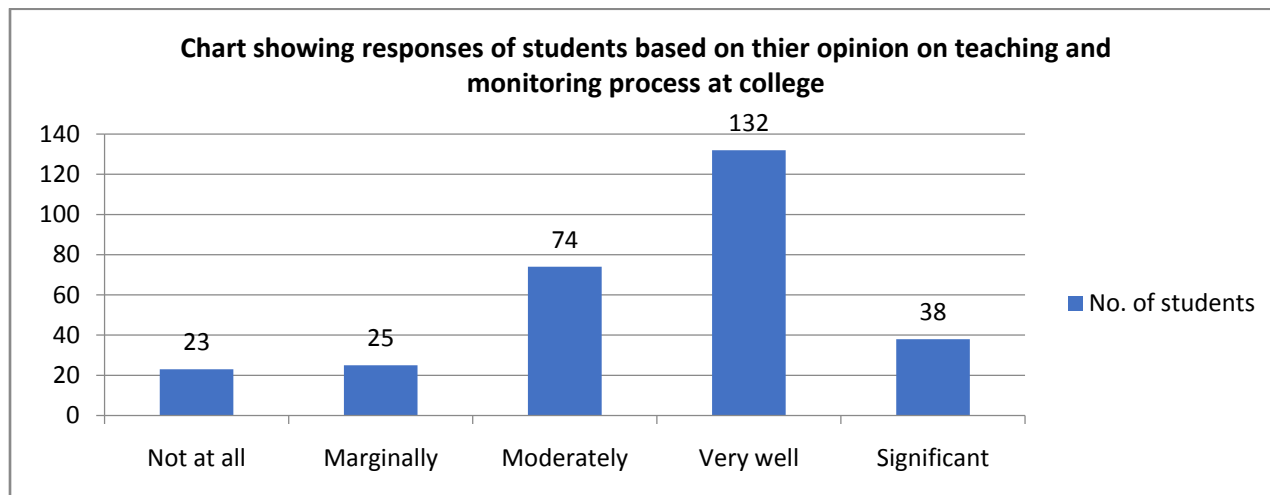
Parameter 06: Was your performance in assignments discussed with you?

190 out of 292 students agreed to the statement that their performances in assignments were properly discussed with them in the class. Remaining students opined that it is discussed occasionally or rarely.

Parameter 07: Does the college take active interest in promoting internship, student exchange, and field visit opportunities for students?

130 students out of 292 students agreed that the institute regularly takes active interest in promoting internship, student exchange, and field visit opportunities for students. 86 students said the students sometimes make such arrangements for the students.

Parameter 08: Are you satisfied with the teaching and mentoring process in your institution facilitates you in cognitive, social and emotional growth?



Parameter 09: The institution provides multiple opportunities to learn and grow, do you agree?

45% of students under study have agreed that the institution provides multiple opportunities to learn and grow. Remaining showed a neutral response to the statement which means there are more rooms for introducing opportunities to learn and grow.

Parameter10: Does your teachers inform you about your expected competencies, course outcomes and programme outcomes.

105 students stated that teachers every time inform you about your expected competencies, course outcomes and programme outcomes. However, 43 have opined that teachers rarely inform you about your expected competencies, course outcomes and programme outcomes.

Parameter 11: The teachers illustrate the concepts through examples and applications, are you satisfied?

Majority of the students, i.e., 63% students stated that the teachers every time illustrate the concepts through examples and applications. 21% stated that usually teachers take help of examples and applications.

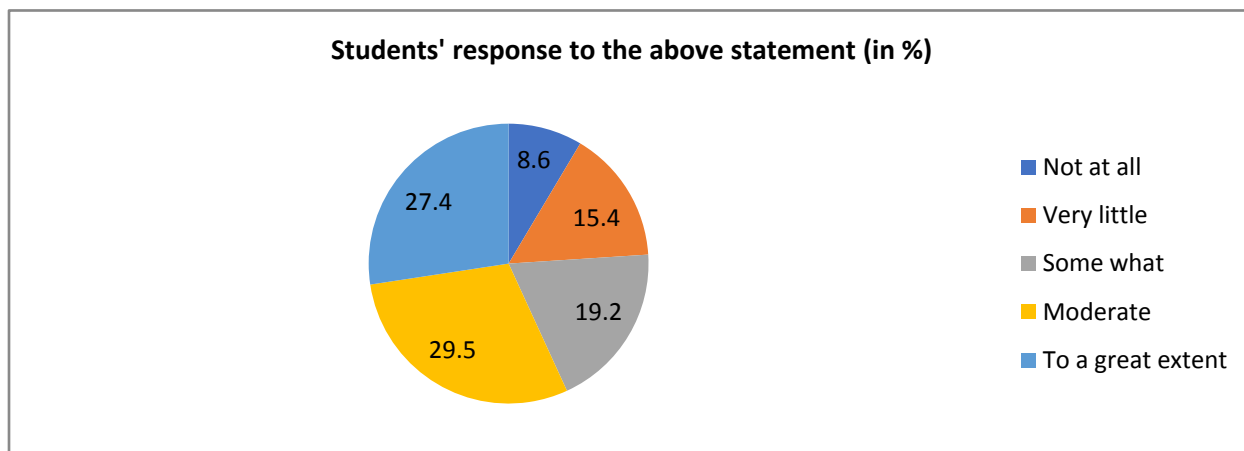
Parameter 12: The teachers identify your strengths and encourage you with providing right level of challenges, do you agree?

Majority of the students under study, i.e., 185 students out of 292 have agreed that the teachers do identify their strengths and encourage them with providing right level of challenges.

Parameter 13: The institution makes effort to engage students in the monitoring, review and continuous quality improvement of the teaching learning process.

132 students have agreed that the institution makes effort to engage students in the monitoring, review and continuous quality improvement of the teaching learning process. 109 gave neutral reaction. It significantly indicates that more attention is required on engaging students in the monitoring, review and continuous quality improvement of the teaching learning process.

Parameter 14: The institute/ teachers use student centric methods, such as experiential learning, participative learning and problem solving methodologies for enhancing.



Parameter 15: Teachers encourage you to participate in extracurricular activities.

86% of the students strongly agreed that teachers encourage them to participate in extracurricular activities.

Parameter 16: Efforts are made by the institute/ teachers to inculcate soft skills, life skills and employability skills to make you ready for the world of work.

75% Students showed positive reaction to the statement efforts are made by the institute/ teachers to inculcate soft skills, life skills and employability skills to make you ready for the world of work. 20% students were neutral and 5% showed negative response.

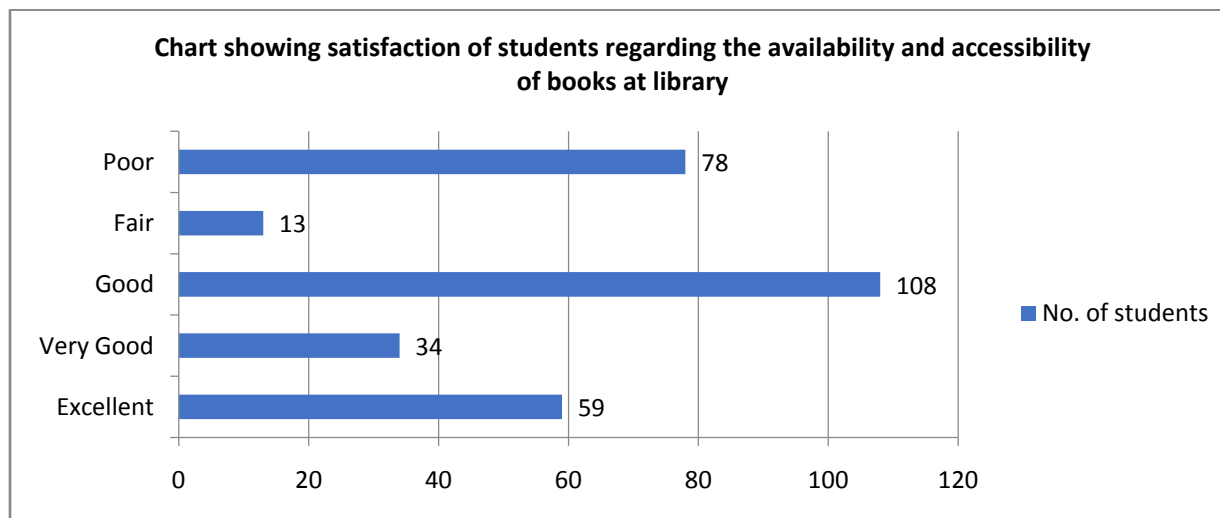
Parameter 17: What percentage of teachers use ICT tools such as LCD projector, Multimedia, etc. while teaching.

100 students opted that almost 90% of the college teachers use ICT tools such as LCD projector, Multimedia, etc. while teaching.

Parameter 18: The overall quality of teaching-learning process in your institute is very good.

180 students strongly agreed to the statement that the overall quality of teaching-learning process in your institute is very good. 97 students showed neutral response and remaining disagreed.

Parameter 19: How is the availability and accessibility to prescribed books in the Library?



Maximum students seemed to be satisfied with the availability and accessibility of books at library. However, 26% showed dissatisfaction, which indicates necessity of more improvements in the availability and accessibility of books at library.

Suggestions by Students:

Students under the survey have provided numerous suggestions for more development and improvisation of the college and college curriculum. Out of those, some of the most important were summarized below:

1. It would be great if the college can have digital notice board, and involvement of more ICT tools while taking classes.
2. There should be more availability of clean drinking water in college premises.
3. Smart Classroom can be more improvised.
4. Classrooms and the laboratories should be cleaned regularly.
5. There should be availability of more chemicals and equipments at the Laboratories.
6. More practical classes for Commerce can be taken.
7. More extra curriculum activities can be incorporated to make the college environment more conducive.

8. More attention can be paid in improving the students' skill in problem solving, thus developing employment skills and the scope that a particular subject has in the concerned job sector.

9. More number of toilets for students, especially for girls, are required to be constructed. Also, cleanliness on regular basis should be maintained.

10. More theoretical notes may be provided.

Convenor
Feedback Analysis Committee
Cachar College, Silchar-01, Assam